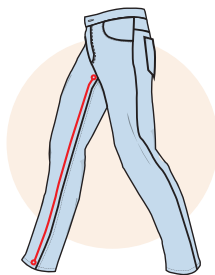


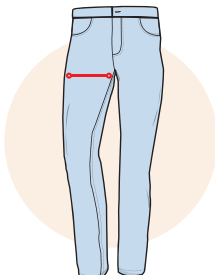
WOMEN JEANS / PANTS MEASUREMENT GUIDE

BLAZEN SPIRIT


INSEAM MEASUREMENT



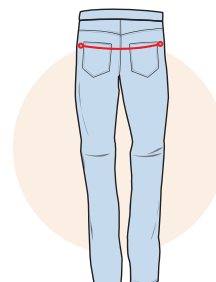
THIGH MEASUREMENT



WAIST MEASUREMENT



HIPS MEASUREMENT



Pants/Jeans					Standard (Victoria/Rhonda)	Skinny	Boot Cut	Bell Bottom
OUR SIZE	Waist	Hips (8" below waist)	iNSEAM	Waist to Crotch		Std lower leg width/ ankle	lower leg width/ ankle	
XXS	25-27	32-33	30.5"	8"	7	5	8	16
XS	28-30	34-35	30.5"	9"	7.5	5	8	17
S	31-33	36-37	30.5"	10"	7.5	5.5	9	17
M	34-36	38-39	30.5"	10.5"	8.25	6	9	18
L	37-40	40-41	30.5"	11"	8.5	6.5	9	18
XL	41-44	42-43	30.5"	11"	8.5	6.5	10	19
2X	45-48	44-45	30.5"	11.5"	9	6.75	10	19
3X	49-52	46-47	30.5"	12"	9	6.75	11	20
4X	53-55	48-49	30.5"	13.5"	11	7	11	21
5X	56-60	50-51	30.5"	15.5"	12	7	11	22
6X								

Blazen Spirit Women's Moto Jeans

How to Find Your Perfect Fit

At Blazen Spirit, we design our moto jeans for real riders — real curves, real movement, and real protection. With performance stretch denim and inclusive sizing up to 6X, your fit should feel powerful, not restrictive.

Step 1: Measure Your Waist

Measure around your natural waistline (just above your belly button).

- Keep the tape snug, not tight (add an inch or two to our size chart for best fit, comfort)
- Stand relaxed
- Do not measure over bulky clothing

Blazen Fit Tip:

Our stretch denim molds to your shape, so your jeans should feel secure at the waist without digging in or rolling when you ride.

Step 2: Measure Your Hips (Most Important)

Measure around the fullest part of your hips and seat with your feet together.

👉 This is the key measurement for most women.

If you're between sizes, choose based on your hip measurement first for the most flattering and functional fit.

Step 3: Measure Your Inseam

Measure from the top of your inner thigh to your ankle.

This ensures:

- Proper length
- Correct knee armor placement
- Clean, confident look on and off the bike

If you're between inseams, decide whether you prefer a slight stack at the ankle or a more tailored length.

How Blazen Spirit Moto Jeans Should Fit

- Snug through hips and thighs
- Supportive — not stiff
- Waist stays in place when seated
- Knee armor aligns directly over your knee in riding position
- Comfortable bend for mounting, stopping, and long rides

Our performance stretch denim allows movement while maintaining structure — you should feel secure, not squeezed.

Try-On Test (Rider Approved)

Before you ride out:

1. Sit in a riding position (bike or chair).
2. Check that the waistband doesn't gap in the back.
3. Make sure there's no pulling across the hips or seat.
4. Confirm knee armor stays centered when seated.

Your gear should move with you — not against you.

Between Sizes?

- Prefer a sculpted, body-contoured fit? → Size down (if hips allow)
- Prefer a relaxed comfort feel or layering room? → Size up
- Always prioritize hips for the best overall fit

Blazen Spirit Fit Promise:

We serve women riders in sizes up to 6X because every rider deserves gear that fits right, protects properly, and feels powerful.

Reach out to us about sizing concerns, design ideas, photos of you wearing our gear: cs@blazenspirit.com

BLAZEN SPIRIT

shopblazenspirit.com

